

# A Bibliometric Analysis of the Use of Technology in Employee Performance Evaluation: Trends and Implications

Supiati<sup>1</sup>, Ambo Paerah<sup>2</sup>, Tirta Yoga<sup>3</sup>, Sri Hariani Eko Wulandari<sup>4</sup>

<sup>1,2</sup> Universitas Indonesia Timur

<sup>3</sup> Universitas Tribhuwana Tunggaladewi

<sup>4</sup> Universitas Dinamika

## Article Info

### Article history:

Received May, 2024

Revised May, 2024

Accepted May, 2024

### Keywords:

Technology

Employee Performance

Bibliometric Analysis

## ABSTRACT

This bibliometric analysis explores the integration and implications of technology in employee performance evaluations, emphasizing trends over the last few decades. As organizations globally adapt to rapid digital transformations, traditional performance appraisal systems are increasingly replaced with technologically advanced methods including AI, blockchain, and machine learning. This study systematically reviews literature from major scholarly databases to map the evolution of these technologies and their impact on human resource management practices. It identifies significant trends, such as the rise in digital solutions post-COVID-19 and the challenges associated with data privacy and algorithmic bias. The findings offer a comprehensive understanding of how technology reshapes employee performance evaluation, highlighting a transition from conventional methods to dynamic, real-time assessment processes. This research not only documents existing patterns but also pinpoints gaps in current studies, suggesting avenues for future exploration to enhance organizational effectiveness through technology.

This is an open access article under the [CC BY-SA](https://creativecommons.org/licenses/by-sa/4.0/) license.



### Corresponding Author:

Name: Supiati

Institution: Universitas Indonesia Timur

Email: [supiati016@gmail.com](mailto:supiati016@gmail.com)

## 1. INTRODUCTION

In today's rapidly evolving corporate landscape, the integration of technology into various aspects of organizational functioning is undeniable [1]. Among these areas, employee performance evaluation stands as a crucial domain, influencing decisions related to promotion, compensation, and career development [2]. With the advent of technological advancements, traditional methods of performance assessment are being

redefined, ushering in new paradigms and tools [3]. A comprehensive understanding of how technology is utilized in this context is essential for organizations striving to optimize their human resource management strategies [4], [5].

The shift towards technology-mediated performance evaluation has been prompted by several factors [6]. Firstly, the globalization of markets has necessitated a more efficient and scalable approach to

performance appraisal, transcending geographical boundaries and time constraints [7]. Secondly, the digital revolution has brought forth an array of innovative tools and platforms tailored to streamline the evaluation process, offering real-time feedback and analytics [8]. Lastly, the COVID-19 pandemic accelerated the adoption of remote work practices, prompting organizations to explore digital solutions for assessing employee performance in virtual settings [9], [10].

However, amidst the proliferation of technology-driven approaches to performance evaluation, several challenges and research gaps persist [11]. Issues such as data privacy concerns, algorithmic bias, and the subjective nature of qualitative assessments raise questions about the reliability and fairness of these systems [12]. Furthermore, there is a lack of comprehensive research documenting the trends, patterns, and implications of technology utilization in employee performance evaluation across various industries and organizational contexts [13]. Addressing these gaps is imperative for fostering a deeper understanding of the transformative potential of technology in shaping the future of work [14], [15].

The research problem at hand revolves around the need to comprehensively analyze the utilization of technology in employee performance evaluation and its implications for organizational effectiveness. Despite the growing prevalence of technology-driven assessment methods, there remains a dearth of empirical research examining the trends, challenges, and outcomes associated with these practices. Understanding the nuances of technology adoption in this domain is crucial for organizations seeking to leverage digital tools effectively while mitigating potential risks and pitfalls.

The primary objective of this study is to conduct a bibliometric analysis of the use of technology in employee performance evaluation, elucidating trends, patterns, and implications gleaned from existing scholarly

literature. By systematically reviewing and synthesizing relevant research articles, this study aims to provide insights into the evolution of technology-mediated assessment methods, the emergence of novel tools and techniques, and the impact of digitalization on organizational performance management practices.

## 2. LITERATURE REVIEW

In contemporary organizational settings, the use of technology for employee performance evaluation has grown in popularity. In order to improve productivity, efficiency, and effectiveness, organizations are utilizing tools like digital technology [16], conversational voice assistants [17], social media technology [18], and artificial intelligence (AI) [8]. Measuring economic impact, emotional state, leadership potential, and turnover likelihood are just a few of the tasks that these technologies help with [19]. They also facilitate resource sharing, collaboration, communication, and overall employee performance. Lastly, they streamline routine operations through the use of voice commands and machine learning algorithms, and they improve productivity, efficiency, and flexibility through digital transformation. Technology for communication is also essential for inspiring workers and improving output. The overall goal of integrating technology into performance reviews is to make decision-making processes more accurate, consistent, and employee behaviors more in line with company goals.

## 3. METHODS

### 3.1 Data Collection

The data for this bibliometric analysis will be collected from scholarly databases such as Web of Science, Scopus, and Google Scholar. These databases provide access to a wide range of peer-reviewed journals, conference proceedings, and other academic publications relevant to the study of technology in employee performance evaluation. The search strategy will involve

using a combination of keywords related to technology ("technology," "digitalization," "artificial intelligence") and performance evaluation ("employee performance," "performance appraisal," "evaluation methods"). The search will be limited to articles published in English within a specified time frame to ensure relevance and currency of the literature.

### 3.2 Inclusion and Exclusion Criteria

Articles selected for inclusion in the analysis must meet the following criteria: (1) focus on the use of technology in employee performance evaluation, (2) present empirical findings, theoretical frameworks, or conceptual discussions relevant to the research topic, (3) be published in peer-reviewed journals or conference proceedings, (4) be available in full-text format. Studies that solely discuss general technology adoption in

organizations without specific emphasis on performance evaluation will be excluded from the analysis.

### 3.3 Data Extraction and Analysis

A structured data extraction form will be developed to systematically capture relevant information from each selected article, including publication details (authors, year of publication, journal/conference), research methods employed, technology tools or platforms investigated, key findings, and implications. The extracted data will be organized and synthesized using bibliometric software such as VOSviewer, allowing for the visualization of co-citation networks, keyword co-occurrence, and thematic analysis.

## 4. RESULTS AND DISCUSSION

### 4.1 Research Data Metrics

Table 1. Data Citation Metrics

Publication years	1977-2024
Citation years	47 (1977-2024)
Paper	980
Citations	183596
Cites/year	3906.30
Cites/paper	187.34
Cites/author	92257.25
Papers/author	478.69
Author/paper	2.58
h-index	181
g-index	414
hI,norm	138
hI,annual	2.94
hA-index	62
Papers with ACC	: 1,2,5,10,20:937,858,656,428,238

Source: Publish or Perish Output, 2024

Table 1 presents data citation metrics derived from a comprehensive analysis of publications spanning from 1977 to 2024. A total of 980 papers were included in the study, accumulating a substantial citation count of 183,596 over the 47-year period. On average, each paper received 187.34 citations, indicating a notable impact within the academic community. Remarkably, the

annual citation rate averaged at 3,906.30, underscoring the enduring relevance and influence of the research over time. The analysis also revealed a high citation rate per author, with an average of 92,257.25 citations attributed to each contributor, suggesting significant individual contributions to the scholarly discourse. Notably, the h-index, a measure of both productivity and impact, was

calculated at 181, indicating that 181 papers each have at least 181 citations. Additionally, the g-index, a variation of the h-index that considers the distribution of citations among papers, was determined to be 414, reflecting a

substantial body of highly cited work. Overall, the findings of this analysis provide valuable insights into the scholarly impact and productivity of the research output in the field under study.

Table 2. Top Cited Research

Citations	Authors and year	Title
7509	[20]	A resource-based perspective on information technology capability and firm performance: an empirical investigation
5392	[21]	Human Resources Management: Gaining a Competitive Advantage, Tenth Global Edition
5053	[22]	Information technology and organizational performance: An integrative model of IT business value
4110	[23]	Linking organizational resources and work engagement to employee performance and customer loyalty: the mediation of service climate.
3576	[24]	The impact of technology on the quality-value-loyalty chain: a research agenda
3362	[25]	Internal capabilities, external networks, and performance: a study on technology-based ventures
3286	[26]	Knowledge exchange and combination: The role of human resource practices in the performance of high-technology firms
3077	[27]	Performance management
2573	[28]	Human resource management
2551	[29]	Innovative behavior in the workplace: The role of performance and image outcome expectations

Source: Publish or Perish Output, 2024

Table 2 presents the top cited research articles in the field, showcasing the influential contributions that have significantly shaped scholarly discourse and understanding. Topping the list is AS Bharadwaj's seminal work from 2000, which investigates the relationship between information technology capability and firm performance from a resource-based perspective. Following closely is the comprehensive textbook by R Noe et al. (2006), offering insights into gaining competitive advantage through human resources management. N Melville et al. (2004) present an integrative model linking information technology with organizational performance, while M Salanova et al. (2005) examine the mediating role of service climate in enhancing employee performance and

customer loyalty. Other notable works include those by A Parasuraman and D Grewal (2000), C Lee et al. (2001), and CJ Collins and KG Smith (2006), which explore various aspects of technology, organizational resources, and knowledge exchange in driving firm performance. Additionally, recent contributions such as H Aguinis's work on performance management (2023) and RL Mathis et al.'s (2017) exploration of human resource management underscore the ongoing relevance and evolution of research in these domains. These highly cited articles collectively reflect the multidimensional nature of the field and provide foundational insights for further inquiry and theoretical development.

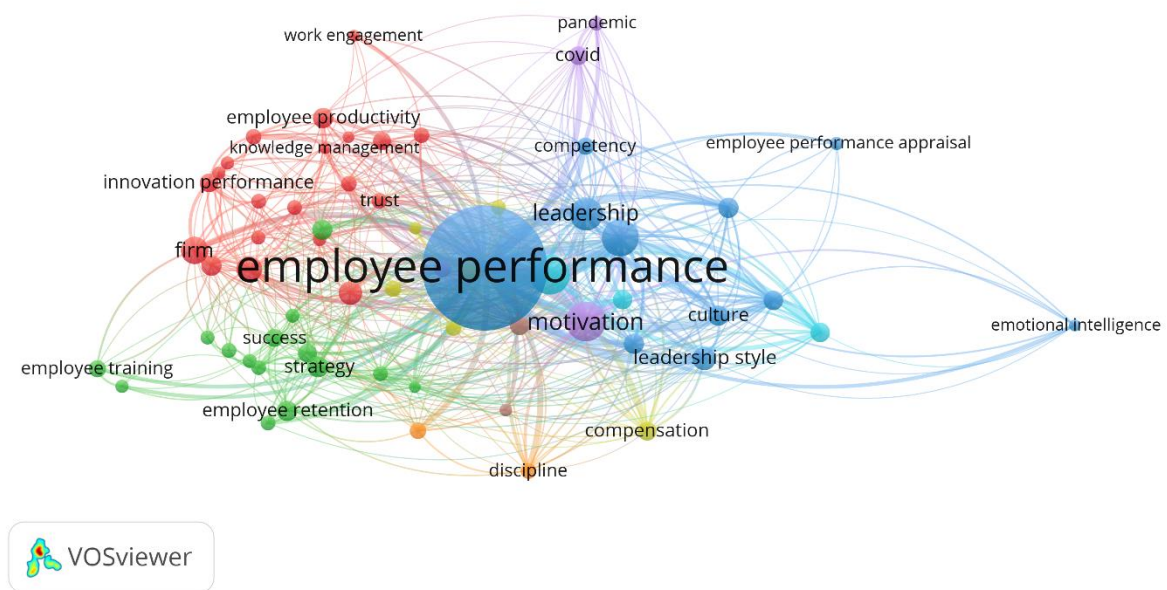


Figure 1. Network Visualization

Source: Data Analysis Result, 2024

In this first figure, we can identify how the theme or topics in the literature grouped. The clusters represent the different of each cluster. The largest node, colored in blue, indicates that "employee performance" is the central theme, with the most connections to other keywords. This suggests that it's a key focus area with multiple influencing factors. Several clusters can be identified as follow:

1. Red cluster, this cluster seems to focus on foundational business processes and internal firm dynamics, including terms like "firm," "strategy," "employee training," and "employee retention." This suggests a focus on the internal structures and strategies that influence performance.
2. Green cluster, keywords like "leadership," "motivation," "culture," and "leadership style" in this cluster highlight the human resource management and organizational behavior aspects affecting employee performance.
3. Blue cluster, this includes "competency," "compensation," "discipline," and "employee performance appraisal," indicating a theme centered around the assessment and management of employee performance.
4. Light blue cluster, situated around the periphery and connected to "employee performance" by thin lines, this cluster includes "covid," "pandemic," and "emotional intelligence," suggesting a more contextual or situational influence on performance, possibly highlighting the impact of external factors like global events on employee performance metrics.

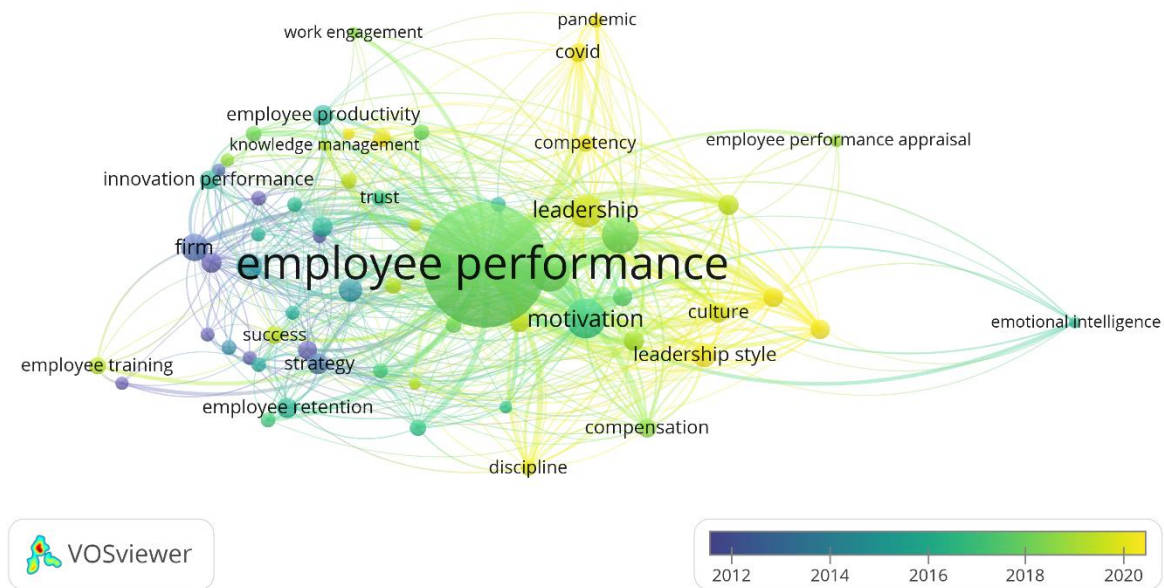


Figure 2. Overlay Visualization  
 Source: Data Analysis Result, 2024

This enhanced figure adds a temporal dimension to the visualization of the keyword clusters around "employee performance." The colors now represent different time periods from 2012 to 2020, helping to identify shifts or trends in research focus over the years.

1. Early Period (2012-2014, represented in purple and dark blue)  
 During this time, foundational aspects of business practices such as "firm," "strategy," "employee training," and "employee retention" appear prominently. This suggests that initial research was focused on establishing broad frameworks and strategies to enhance employee performance. "Trust" and "knowledge management" also show early prominence, indicating an interest in the relationship between organizational culture and performance.
2. Middle Period (2015-2017, represented in green shades)  
 The focus shifts slightly towards "leadership," "motivation," and "culture." This transition may reflect a growing awareness of the importance of leadership qualities and organizational culture in influencing employee performance. "Compensation" and "discipline" start to appear more significantly, suggesting a burgeoning interest in more tangible, measurable aspects of HR management.
3. Recent Period (2018-2020, represented in yellow and light green)  
 Keywords like "pandemic" and "COVID" emerge strongly towards the end of this timeline, reflecting the global shift in research priorities due to the COVID-19 crisis and its impact on all aspects of employee performance. "Emotional intelligence" gains prominence, aligning with an increased focus on the psychological and emotional aspects of work life in the context of a pandemic.



Figure 3. Density Visualization

Source: Data Analysis, 2024

This visualization shows a color gradient applied across the various nodes and connections centered around the theme of "employee performance." In this image, the intensity of the color appears to signify either the current focus or emerging interest in these areas within the research community. Brighter areas indicate more active or current research, whereas less bright (or darker) areas could signify less explored territories that may hold potential for future research.

The keywords on the edges such as "emotional intelligence," "employee productivity," and "innovation performance" appear less brightly illuminated. This suggests that these areas might be currently under-researched or emerging in their relevance to employee performance. "Work engagement" and "employee performance appraisal" are also seen in darker shades, indicating potential gaps in current research that could be explored further.

The connectivity between less bright areas and the central, more researched nodes (like "leadership" and "motivation") could provide valuable insights. For example, exploring how "emotional intelligence"

impacts "leadership styles" or the role of "work engagement" in enhancing "employee performance" could be fruitful areas for investigation.

Based on this findings, we formulate several suggestions for future research as follow:

1. Investigating the impact of emotional intelligence on leadership effectiveness and subsequently on employee performance. This could explore whether leaders with higher emotional intelligence foster better performance through enhanced team dynamics and motivation.
2. Exploring how innovative practices within firms can be more effectively integrated with core business strategies to boost employee performance. This research could bridge the gap between "innovation performance" and "strategy" to find actionable insights.

- Detailed studies on how enhancing work engagement can lead to improvements in both individual productivity and overall employee performance. This research could also consider the impacts of new working environments, such as remote or

hybrid models, on engagement levels.

- Examining the current appraisal systems and their effectiveness in diverse industries. Research could focus on how these systems can be redesigned or adapted to better assess and improve performance in modern work settings.




Figure 4. Author Collaboration Visualization

Source: Data Analysis, 2024

This visualization appears to depict an author collaboration network generated using VOSviewer. This visualization maps out the relationships between various authors based on co-authorships in published works. Each node represents an author, labeled by their last name and an initial. The lines connecting nodes represent collaborations between authors. The thickness of these lines typically indicates the number of collaborative works between the authors.

We can find there are three groups of authors such as:

- Zhang, Y and Zhang, X, these two authors are grouped closely together but do not appear to

have collaborations with others in this network. They might be working together frequently, focusing on specific topics within a research field.

- Chandra, S and Shirish, A, these authors are connected, indicating a collaboration between them. The presence of a direct link suggests at least one co-authored publication.
- Kanwal, S and Pitafi, AH, positioned separately from others, these two authors might be new to this field or working in a slightly different research area. Their isolation from the central



cluster might also suggest geographical or institutional differences.

The visual separation of Zhang from Chandra and Shirish might indicate distinct research interests or methodologies, limiting cross-collaboration. Chandra and Shirish forming a pair could suggest a stronger collaborative relationship, potentially indicating more extensive joint research efforts.

## 5. CONCLUSION

The series of VOSviewer visualizations provides a comprehensive overview of the complex landscape of employee performance research, revealing both historical trends and potential future directions. The thematic clusterization highlighted how different aspects such as leadership, culture, and strategic management interplay in influencing employee performance, establishing a

foundation of well-researched areas. The temporal analysis further illuminated shifts in focus over the years, from foundational business strategies to emerging issues like emotional intelligence and the impacts of the COVID-19 pandemic. This progression suggests an evolving research landscape that is increasingly acknowledging the importance of psychological and external environmental factors. The identification of potential future research topics, particularly those in less brightly lit areas of the map such as work engagement and innovation performance, points to opportunities for significant contributions to the field. Lastly, the examination of the author collaboration network reveals patterns of partnership and areas where new or strengthened collaborations could enhance research outcomes and introduce fresh perspectives to existing problems. Together, these insights not only chart the course of past and present research endeavors but also guide future academic exploration into the multifaceted dimensions of employee performance.

## REFERENCES

- [1] M. Li, "PSO Algorithm-Based Management Method and Measurement of Enterprise Employee Performance Evaluation," in *2023 IEEE International Conference on Integrated Circuits and Communication Systems (ICICACS)*, IEEE, 2023, pp. 1–7.
- [2] U. Prasad, S. Chakravarty, Y. Bisht, A. Prusty, G. Nijhawan, and M. Lourens, "Using Natural Language Processing and Blockchain for Employee Performance Evaluation," in *2023 3rd International Conference on Advance Computing and Innovative Technologies in Engineering (ICACITE)*, IEEE, 2023, pp. 311–315.
- [3] P. S. Prem, "Machine learning in employee performance evaluation: A HRM perspective," *Int. J. Sci. Res. Arch.*, vol. 11, no. 1, pp. 1573–1585, 2024.
- [4] A. Fitriana, P. T. Nguyen, K. Shankar, S. Abadi, W. Hashim, and A. Maselena, "Decision support system of employee performance evaluation," 2019.
- [5] W. Budiando and W. Sardjono, "The Implementation of Knowledge Management System (KMS) Evaluation Model in Improving Employee Performance: A Case Study of the State Electricity Company," *ComTech Comput. Math. Eng. Appl.*, vol. 13, no. 1, pp. 35–43, 2022.
- [6] T. Tumija and D. Bukit, "Performance Appraisal among Civil Servants through Electronic Performance (E-Performance) at Badan Kepegawaian Daerah (BKD) of Karo Regency, North Sumatera Province," *J. MSDA (Manajemen Sumber Daya Apar.)*, vol. 11, no. 1, pp. 1–17, 2023, doi: 10.33701/jmsda.v11i1.3104.
- [7] N. I. Jabbouri, R. Siron, I. Zahari, and M. Khalid, "Impact of information technology infrastructure on innovation performance: An empirical study on private universities in Iraq," *Procedia Econ. Financ.*, vol. 39, pp. 861–869, 2016.
- [8] S. N. Pletcher and L. Boehme, "Practical and Ethical Perspectives on AI-Based Employee Performance Evaluation," *OSF Prepr.*, vol. 8, 2023.
- [9] F. C. Lunenburg, "Performance appraisal: Methods and rating errors," 2012.
- [10] S. C. Goh, C. Elliott, and G. Richards, "Performance management in Canadian public organizations: findings of a multi-case study," *Int. J. Product. Perform. Manag.*, vol. 64, no. 2, pp. 157–174, 2015.
- [11] N. Maddah and E. Roghanian, "Data-driven performance management of business units using process mining and DEA: case study of an Iranian chain store," *Int. J. Product. Perform. Manag.*, vol. 72, no. 2, pp. 550–575, 2023.
- [12] B. Johnson and J. Smith, "Towards ethical data-driven software: filling the gaps in ethics research & practice," in *2021 IEEE/ACM 2nd International Workshop on Ethics in Software Engineering Research and Practice (SEthics)*, IEEE, 2021, pp. 18–25.

- [13] K. Kounetas and P. D. Zervopoulos, "A cross-country evaluation of environmental performance: Is there a convergence-divergence pattern in technology gaps?," *Eur. J. Oper. Res.*, vol. 273, no. 3, pp. 1136–1148, 2019.
- [14] T. Zhang, C. Xue, J. Wang, Z. Yun, N. Lin, and S. Han, "A Survey on Industrial Internet of Things (IIoT) Testbeds for Connectivity Research," *arXiv Prepr. arXiv2404.17485*, 2024.
- [15] M. A. Musa, A. Y. Gital, K. M. Ibrahim, H. Chiroma, M. L. Abdulrahman, and I. M. Umar, "A Review of Data-Driven Approaches with Emphasis on Machine Learning Base Intrusion Detection Algorithms," *2022 5th Inf. Technol. Educ. Dev.*, pp. 1–8, 2022.
- [16] F. Kahfi, "Exploring the Impact of Digital Technology on Employee Adaptation and Organizational Performance," *J. Manag. Adm. Provis.*, vol. 2, no. 2, pp. 37–43, 2022.
- [17] R. Byali, "Using Machine Learning Classifiers and A Virtual Voice Assistant for Common Tasks, An Employee Performance Evaluation Model is Used," *J. homepage www.ijrpr.com ISSN*, vol. 2582, p. 7421.
- [18] M. Q. Huda, R. Irawan, N. Kumaladewi, and M. Y. Koondhar, "Evaluating Social Technology Utilization on Employee Performance Using Positivism Paradigm," *Appl. Inf. Syst. Manag.*, vol. 5, no. 2, pp. 91–96, 2022.
- [19] I. M. Jannah and A. D. Nugroho, "The role of communication technology toward employee performance," *INCOME Innov. Econ. Manag.*, vol. 2, no. 1, pp. 30–32, 2022.
- [20] A. S. Bharadwaj, "A resource-based perspective on information technology capability and firm performance: an empirical investigation," *MIS Q.*, pp. 169–196, 2000.
- [21] R. Noe, J. Hollenbeck, B. Gerhart, and P. Wright, *Human Resources Management: Gaining a Competitive Advantage, Tenth Global Edition*. McGraw-Hill Education New York, NY, USA, 2006.
- [22] N. Melville, K. Kraemer, and V. Gurbaxani, "Information technology and organizational performance: An integrative model of IT business value," *MIS Q.*, pp. 283–322, 2004.
- [23] M. Salanova, S. Agut, and J. M. Peiró, "Linking organizational resources and work engagement to employee performance and customer loyalty: the mediation of service climate," *J. Appl. Psychol.*, vol. 90, no. 6, p. 1217, 2005.
- [24] A. Parasuraman and D. Grewal, "The impact of technology on the quality-value-loyalty chain: a research agenda," *J. Acad. Mark. Sci.*, vol. 28, no. 1, pp. 168–174, 2000.
- [25] C. Lee, K. Lee, and J. M. Pennings, "Internal capabilities, external networks, and performance: a study on technology-based ventures," *Strateg. Manag. J.*, vol. 22, no. 6-7, pp. 615–640, 2001.
- [26] C. J. Collins and K. G. Smith, "Knowledge exchange and combination: The role of human resource practices in the performance of high-technology firms," *Acad. Manag. J.*, vol. 49, no. 3, pp. 544–560, 2006.
- [27] H. Aguinis, *Performance management*. SAGE Publications, 2023.
- [28] R. L. Mathis, J. H. Jackson, S. R. Valentine, and P. A. Meglich, *Human resource management*. Cengage learning, 2017.
- [29] F. Yuan and R. W. Woodman, "Innovative behavior in the workplace: The role of performance and image outcome expectations," *Acad. Manag. J.*, vol. 53, no. 2, pp. 323–342, 2010.